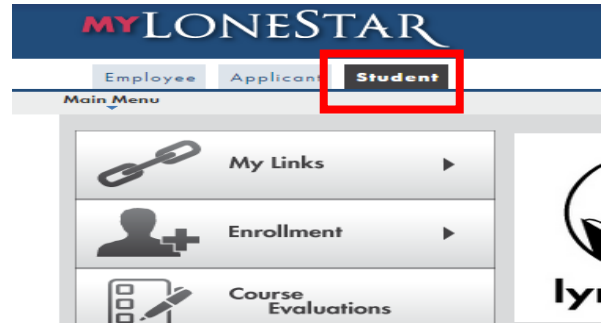


How to Pay for Classes

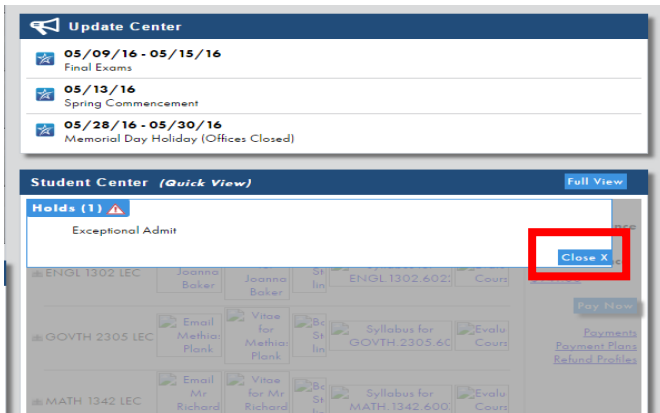
1. <https://my.lonestar.edu> - Log into your MyLonestar
 - Type in your Username (not your LSCS ID) and Password



2. Click on Student Tab



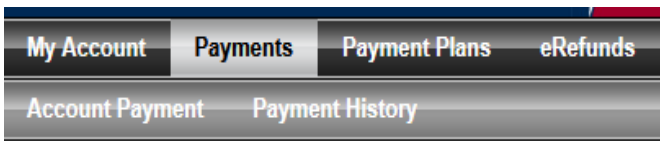
3. Close out the Hold box



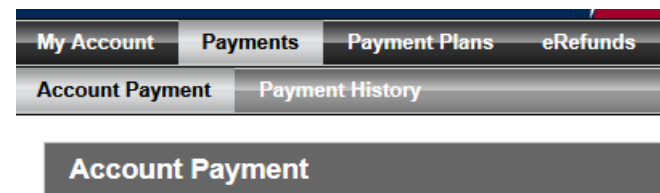
4. Click on "Pay Now"



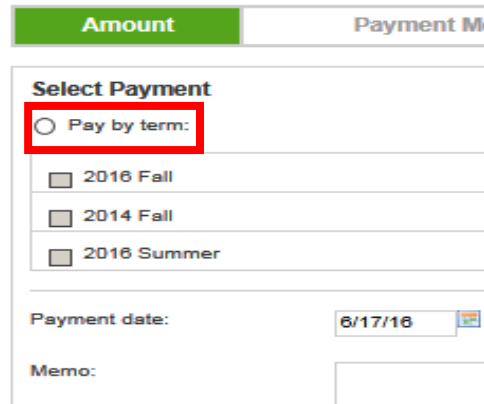
5. Click on "Payments"



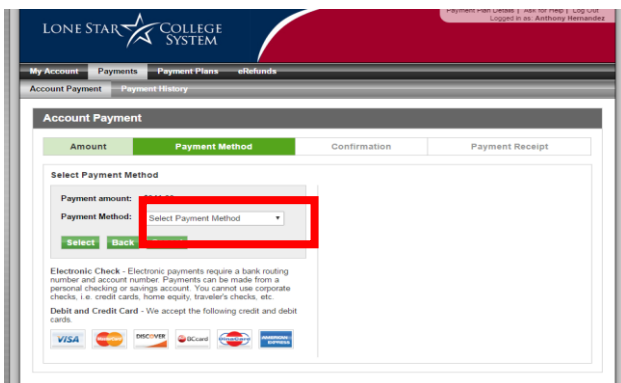
6. Click on "Account Payment"



7. Select the Right Term



8. Click on "Payment Method"



9. Enter in your information

10. Confirm the payment and click "Submit Payment"

11. Please make sure to make payment by payment deadline

12. Any questions please contact UP Business Office

Phone: 281-401-5303